



An  language centre.

Young Learner Student Handbook

- Your first day
- School rules
- Keeping safe
- ...and much more

Malta



Please bring this handbook and the contents to school on your first day.

Contents



An  language centre.

www.ielts.com.mt

First Day	7
Malta	8
IELS Malta	10
Staff	11
School Rules	12
The Law	14
Accommodation	16
Useful Information	19
Keeping in Touch	20
Transport	22
Leaving	23
Activities	24
Discount Scheme	34
Help	36
If you are Lost	38
School Map	39



facebook.com/lalschools
facebook.com/IELSmalta



@iels_malta
@IELSleisure



@IELSLEISURE

Welcome

Welcome to Malta.

We are sure you are going to have a wonderful time with us, learning English and exploring the beautiful Maltese Islands. IELTS has over 30 years' experience in combining language study with travel abroad, so we know how to help you improve your language skills while you have fun!





This guide has been written to help you with many of the questions that you may have during your stay so please read it and keep it with you at all times.

If you need anything at all during your stay with us then please speak to any of the staff who will be happy to help you. We would like to wish you a fantastic experience with us here in Malta.



When you arrive

If you arrived over the weekend, your lessons will start on Monday morning and your Leisure activities will commence immediately.

Our Airport Representatives and Activity Leaders will explain your activity programme and advise you of any meeting points and timings. If you are staying with a Host Family they will also be able to help you.

Please read and follow all instructions on your activity programme. All the information you need is included, such as what to bring with you and what time your activity will start and finish.



First day at school

- On your first day you should come to the school at the time stated on the student card which can be found attached to the front of the student handbook
- Please bring a copy of your passport on your first day at school.
- First you will have a placement test to check your level of English. Don't worry; this is not a test for you to pass or fail, it just helps us to find which class is right for you.
- After the test you will go on a short walk around Sliema with your Activity Leaders. They will explain where you can find things you might need. At 11.00 you will return to school for your first lesson. After your lesson you will have some free time until your activities begin.
- Please meet your Activity Leaders at the school ready for your afternoon activity at the time indicated on your activity programme.

Malta



Malta is a real treasure trove of culture and heritage. With majestic palaces and churches, harbours, sandy beaches and rocky coves, there is plenty to explore.

Close your eyes and imagine a place with glorious sunshine, crystal clear waters and beautiful landscapes. A place in which you can take a leisurely walk, explore medieval cities and make new friends. Now open your eyes and look around - you're there! All this on the tiny Jewel of the Mediterranean - Malta.





The islands of Malta and Gozo have a number of beaches which are perfect for sunbathing, snorkelling and swimming.

Malta is full of colourful markets with fresh fish, quaint old shops and the latest continental fashion in shopping plazas.



IELS Malta

Young Learner Centre

IELS Malta is located on The Strand close to the popular seaside town of Sliema.

The centre has an open plan student lounge with a reception area, 60 bright and airy classrooms, and a large internal courtyard where you can enjoy your lunch break and mingle with your fellow students.



Staff

- The Academic Co-ordinator is responsible for your course.
- The Leisure Team are responsible for organising activities, both on and off-site.
- The Welfare Team is responsible for your well-being, pocket money and general administration.



Office Hours
Monday - Friday
08.30 - 17.00

School Rules



NO SMOKING



NO ALCOHOL



NO DRUGS



PUT LITTER
IN BINS



CARRY YOUR
STUDENT CARD



RESPECT YOUR
CURFEW

- YOU MUST ATTEND ALL LESSONS AND ACTIVITIES
- YOU MUST BEHAVE WELL
- YOU MUST CARRY YOUR STUDENT ID CARD AT ALL TIMES. IF IT IS LOST YOU MAY BE CHARGED.
- YOU MUST WEAR YOUR WRISTBAND AT ALL TIMES


If you miss lessons or activities, or behave badly, we may send you home immediately at your own expense.

If you cannot come to your lessons or activities because you are sick, you or your host family must tell the Welfare Team at school or by telephone on (+356) 9942 9617.


Curfew Times

Please ensure that you are always back in your accommodation by the times stated below. If you miss your curfew time, we may send you home, at your expense.


12 - 13 years old – 21.00



14 -15 years old – 23.00



16 -18 years old – 23.59



If you are on a supervised activity with IELS Malta you may stay out later than your curfew time. Please speak to your Activity Leader.

The Law

You must obey the laws of this country. Some laws are the same as in your country but some are not. If you break a law the Police may arrest you, and you may be sent home at your own cost!



Do not buy, sell or use drugs.



Do not steal.



**Do not consume alcohol
or enter bars or pubs.**



Do not litter.



**Do not buy or carry
knives, guns or other
weapons.**



**Do not buy cigarettes if
you are under 18.**

Accommodation



If you are unhappy with your accommodation, please speak to the Welfare team.

Host Family

Staying with a host family is an excellent way of integrating into the local culture while practising English.

Ask the family about their daily routine and if there are any house rules.



Important Information:

- Breakfast, packed lunch and an evening meal are provided. The evening meal is usually served between 18.00 and 19.00. Please tell the family of any food you do not like or are intolerant / allergic to. Please inform your host family if you will be late for dinner.
- The host family will wash your clothes and change your bed linen once a week.
- Please respect the environment you are in. Keep your room tidy, don't take food before asking and don't invite friends home without permission from your host family.
- Please keep your passport and flight tickets safe. Lock away any valuables in your suitcase.

Centre Residence

The Centre Residences are within walking distance of the Young Learner centre.

Club Residence

Transport to school will be provided for students staying at our Club Residence.



- If something is not working or broken, please tell the residence reception or IELTS Welfare staff.
- Look after your key/keycard. Do not give them to anyone and if you lose them please report this to the hotel reception immediately (you may be charged for a replacement).
- For your own security always ensure that valuables are locked away and be careful about inviting other people into your room.
- Please familiarise yourself with the rules which are available in each residence.

Useful Information

Water

Tap water is safe to drink, but most people buy bottled mineral water which is available in most shops.



Electricity

Electricity is 230 V, 50Hz AC. Malta has British 3-pin plugs and sockets, so you may need an adapter. Please ask your hotel or host family for help with electrical appliances.

Money

Malta uses the Euro. Many places accept credit cards, but there may be an extra charge. The closest cash machine to IELS is near the Plaza Shopping Complex, about 10 minutes away from the school.



Keeping in Touch



Post/Mail

The nearest Post Office to the school is approximately 5 minutes away. Please ask our members of staff for directions.

Prices (first 20g)

37c – Europe

51c – Middle East, North America, Africa

63c – South America, Asia

86c – Far East

Opening Hours

Monday–Friday: 08.00–13.00 & 16.00–18.00

Saturday: 08.00–13.00

Closed on Sunday.

Telephone & Mobile

You may want to buy a Maltese SIM card to use in your mobile. SIM cards are available for FREE from IELS. Just ask a member of the Leisure team.

You can also buy a prepaid calling card from stationers and newsagents which you can use from your host family's phone (ask for permission first!) or in any public telephone box.



E-mail & Internet

If you bring your own laptop, you can make use of the school's free wireless internet connection, available in the reception area.

Transport

Buses

Buses are the cheapest way to travel around Malta. Prices start from €1.50 depending on your journey. You can also opt for seven day tickets or more.

Ask at the leisure desk for information.





Leaving

Unfortunately all good things must come to an end and we would like to ensure your journey home is problem free!

IMPORTANT
Please be on time
for your transport
to the airport.

Your Welfare Team will give you your departure information on your last day of school.

Please check this carefully and if you have any problems speak to the Welfare Team immediately.

Activities

We have lots of activities planned for you so you can expect to have lots of fun. Check your activity programme to see what's happening this week.

Here are some of our favourite activities, which may be included in your programme.

Harbour Cruise

See the world's third largest natural harbour! You'll cruise around Marsamxett

Harbour and the Grand Harbour viewing places of interest along the way including Forts, Battlements and creeks which can only be admired from the sea. Learn about the history of Valletta, The Three Cities and how Malta fared in the Great Siege of 1565 and the Second World War.



Beaches

Malta and Gozo have lots of beaches which are perfect for sunbathing, snorkelling and swimming.

Ghadira Bay

This is biggest and longest sandy beach in Malta with stunning views to enjoy. It is also a great spot for water sports and games as the water is quite shallow. You can hire umbrellas and beach chairs at reasonable prices from Costa del Sol, located on the far end of the beach, which offers discounts on its services and food to IELTS students on presentation of your student card.

Paradise Bay

A sandy beach hidden in a natural cove, this is an excellent site for snorkelling.

Golden Bay and Riviera

Both of these sandy beaches are popular during the summer months and are accessible on foot or by boat. They are both great spots for a game of beach volleyball.





Blue Grotto

Leap aboard one of Malta's colourful 'Luzzu' boats and delve into the Blue Grotto. You'll find lots of caves and experience the most amazing turquoise, emerald and blue waters, complemented by the beautiful colours of the rocks.



EXPLORE A WONDERFUL MARINE WORLD



AQUARIUM.COM.MT | CAFEDELMAR.COM.MT

MALTA NATIONAL AQUARIUM, TRIQ IT-TRUNĊIERA, QAWRA,
SAN PAWL IL-BAHAR SPB 1500 | TEL: 2258 8100 | INFO@AQUARIUM.COM.MT

Café del Mar
Malta

LA NAVE
— BISTRO —

Mdina

The Silent City of Mdina has many stories to tell from Roman times to the Arabs, the Knights and even Napoleon. Travel through time at the spectacular Audio Visual show which brings 3000 years of history alive. Don't forget to take your cameras for breathtaking views from the city walls.



Party Time

Along with our film nights and beach barbecues, we've got some great parties planned for this season!

Foam party

Join us for a fantastic, fabulous, foamy and, most importantly, fun night at the IELTS Foam Party! With thrills and spills you are sure to love partying away at this foam frenzy!



White Night

Brighten up the night by wearing your brightest, whitest clothes and let the ultra violet lights make you shine like a star as you dance 'til you drop!

International Student Party

It's country versus country at our IELTS International Student Party. Wear your country's colours and join in the games to prove your country is the best!



Optional Activities

Diving

Diving is very popular in Malta. IELTS offers courses, from beginners to advanced, at discounted rates. Ask for information at the Leisure desk. Parent's/guardian's signature and medical certification are required.

Try Dive

Get your first taste of scuba diving with a lesson in the basics, followed by a confined water session. You will then head off on an open water diving adventure at an inviting shallow reef.



Comino Cruise

See the famous Blue Lagoon where the water is so clear that the boats appear to be floating in mid-air! This is a perfect location for relaxing, swimming, diving, wind surfing and other water sports.



Open-top sightseeing bus

A great way to see Malta: from the upper deck of an open-top bus! The City Sightseeing Malta bus links all the most popular spots on Malta, with commentary in English, Italian, German, French, Spanish, Russian, Danish and Japanese. You can hop on or off the bus at any of the stops as many times as you like in one day.

Splash & Fun Water Park

Your day at Splash & Fun Water Park will be a truly unforgettable experience with rides, fun and activities. Take a ride on the Lazy River or enjoy one of the largest wave pools in Europe with heart-pounding waves for an exciting experience. Or why not have a go on the awesome Sidewinder Slide and the latest attraction, the Black Hole!



Mediterraneo

Dolphins will amaze you with their talents and tricks. Playful parrots and mischievous sea lions will make you smile for the rest of the day, so join them for some fun and laughter at Mediterraneo. Ask your Activity Leader for details about swimming with the dolphins.



Gozo

The island of Gozo is a lot smaller than Malta, but the moment you step off the ferry you will immediately see that there is a lot to do and see. The tranquil island has everything from the world's oldest temples to breathtaking scenery. At Dwejra Bay you can see the most spectacular natural landmark on any of the Maltese Islands, the Azure Window. You'll find the Fungus Rock, the Inland Sea and even a plant, the 'Maltese Everlasting', which is unique to our islands! With Dwejra Bay as well as Gozo Heritage, the Citadel in Victoria, Marsalforn and beaches galore, you will certainly not leave Gozo disappointed!



Discount Scheme

These services may offer a discount if you show them your IELTS student card.

Shops

Accessorize

Bisazza Street, Sliema

Bershka

Bisazza Street, Sliema

Topshop

Tower Road, Sliema

Sports & Beauty

Fitness Point

Tigne Point, Sliema

Divesystems

Tower Road, Sliema

Inglott,

Sliema Ferries, Sliema

Facilities

Heritage Malta

Various sites

Embassy Cinema

St Lucy Street, Valletta

Photocopying Service

Ask at Reception

Merling Library

Bisazza Street, Sliema

Agenda Bookshop

Plaza Shopping Complex, Sliema

Ice Cream & Food

Wagamama

Spinola Bay, St Julians

Hardrock Café

Baystreet Shopping Complex, St Julians

Mcdonald's

All outlets, Sliema, St Julians, Valletta

La Baguette

Triq Markizi
Zimmermann Barbaro,
Sliema



LASER TAG

VIRTUAL REALITY /

OCULUS RIFT

BUMPING CARS

SHOOTING GALLERY

SIMULATORS

BILLIARDS

VIDEO / ARCADE GAMES



LASERMAXXMALTA

BAY STREET COMPLEX, LEVEL 4, ST. JULIANS

Help

I'm bored...

I want to play
football!

**ASK AN
ACTIVITY LEADER!**

I'm hungry.

I need to wash my
clothes.

I want to telephone
home.

TELL YOUR HOST FAMILY

**What do I do
if something is
wrong?**

I've lost my ID card.

I want to buy a phone
card.

I want to send a
postcard.

ASK AT THE OFFICE!

My class is boring...

I am not happy in my class.

My class is too difficult.

TELL YOUR TEACHER!

I feel ill.

I don't like the people in my house.

I feel home sick.

I want to go home.

TELL YOUR HOST FAMILY OR THE WELFARE OFFICER!

If you are ill then you must advise the Welfare Team or your Host Family immediately so they can assist. Pharmacies are shown on your map.

If you need to call a doctor, please speak to a welfare officer or contact the company doctor who will be able to visit you at your host family or hotel. His name is Dr. Kevin Navarro Gera and you can reach him on +356 99494115. He will charge about €15 to €30.

If you are lost

If you have a mobile phone:

1. Find the name of the road or walk into a store.
2. Call the school on +356 9942 9617
3. Say your name and the name of the road or store you are in.
4. Wait there until a member of staff arrives.

If you don't have a mobile phone:

1. Find a store and go inside.
2. Show your ID card.
3. Say "I am lost. Please help me."
4. Ask the store to call the school on 9942 9617
5. Say your name and the name of the road or store you are in.
6. Wait there until a member of staff arrives.



IELS Malta
Matthew Pulis Street
Sliema SLM 3052

and

IELS Malta
Parasio Street
Sliema SLM 1222

Tel. (+356) 2132 0381
Fax (+356) 2134 3332
malta@lalgroup.com
www.ielsmalta.com

Emergencies

If you have an emergency out of school hours and need help, you can call the welfare team on

(+356) 9942 9617.

For any emergencies requiring an ambulance, the fire brigade or the police you should dial 112 and then advise IELS staff immediately.

